



**HOSHIZAKI**

# THE UNIQUE PURITY WITH AN EDGE



**KM SERIES**

Crescent icemakers



# MEET THE HOSHIZAKI CRESCENT

Experience the next generation of ice making with the Hoshizaki Crescent Edge Ice Maker! Hoshizaki Crescent Ice Makers, produces clear, crescent-shaped ice that is built from the inside out with an internal temperature of  $-4^{\circ}\text{C}$ . One of the most striking features of our Crescent Edge Ice is its unique round form and flat bottom with two small winglets. This form is easy to blend, is perfect to use as a drink chiller or for use with soft drinks as it is tasteless, absolutely clear, and slow melting. With its rounded yet edgy form, Hoshizaki Crescent Ice will not cluster inside the ice chest and is always ready to be scooped out easily for immediate use.

## ABOUT THE RANGE


Hoshizaki's commercial Ice Machines are designed to last and made from durable materials, ensuring long-lasting reliability and value for your business.

Each crescent ice machine is equipped with CycleSaver<sup>®</sup> technology and is built with a double-sided evaporator, uniquely crafted in stainless steel, which produces ice on both sides, resulting in more ice in less amount of time. The auto-rinse

cycle eliminates most minerals and impurities, resulting in amazingly clear ice that is perfect for any type of drink.


As Hoshizaki Crescent units come in multiple self-contained, modular options, the series is considered to be a true all-rounder - suitable for all requirements, purposes, locations and budgets. Modular crescent units are also used for dispenser post mix drinks & DB Ice Dispenser Range.

### DOUBLE THE PROTECTION



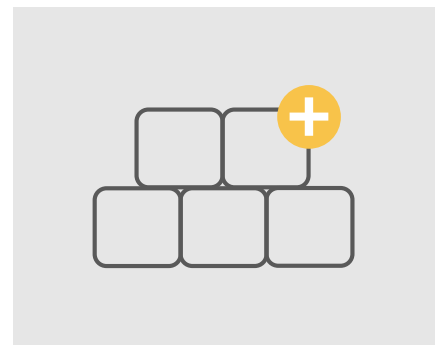
The improved double evaporator with its double sided, stainless steel surface makes the same amount of ice in half the time.

### MAXIMUM HYGIENE



The compartmentalised interior of the ice maker is a smart design feature to boost the food safety, as it protects the water circuit from any outside contamination.

### FLEXIBILITY



Need to increase your production capacity? The variable setup with modular bins and bases allow the user to mix and match depending on individual requirements and conditions.

### USAGE AREAS



Hospitality



Catering



Healthcare



Food processing



Marine



### DAMAGELESS BOTTLE COOLING

The ice is hard and compact, but thanks to the smooth, round surface it is the ideal ice type to prevent damages to bottles and labels.



### APPETIZING DISPLAY

Due to the crystal clear ice, you can present your produce completely covered and perfectly protected, but still visible to your customer.



### CHILLING DRINKS

Due to 0% impurities, the ice is perfectly tasteless and the optimal base for your cocktail creations.



### OPTIMAL ICE TEMPERATURE

The temperature of the ice is exactly 0°C cold, hence unpleasant 'freezeburns' are prevented. The ice is completely clear, allowing the produce to be covered entirely, which helps to maintain optimal temperatures around your vulnerable and delicate foods.



### THE EDGE

The most unbeaten characteristic of Hoshizaki's Crescent Ice is its unique form which allows splash-free serving of post mix soft drinks, whilst being the most economical ice, as it offers an optimal drink displacement.



### NO CLUSTER

Round edges of the ice prevent clustering when keeping it in buckets for beverage cooling or in a fresh meat, fish or buffet display. Fresh produce or buffet bowls can be rearranged constantly, without any compromises on texture or taste of the produce.



### EVERCHECK

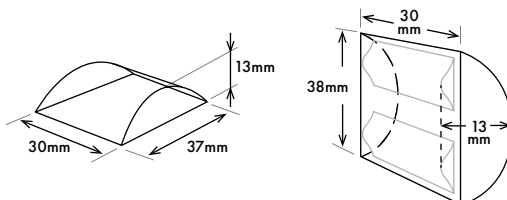
- Specifically developed for the Crescent Ice Makers
- Visible and audible alarm when maintenance assistance is required
- Main service and maintenance routines can be carried out through the front access
- Controls are located in a dry environment, greatly improving electrical component reliability



### CYCLES AVER

- Hoshizaki's Crescent Ice Makers produces the same quantity of ice in half as many cycles
- Fewer cycles per day results in increased longevity and profits
- Reduced operating cycles by half, while producing the same quantity of ice compared to competitors

### CRESCENT SIZE



### DOUBLE SIDED EVAPORATOR

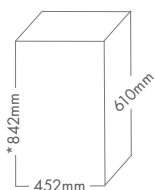




NATURAL  
REFRIGERANT

## SELF CONTAINED ICE MAKERS

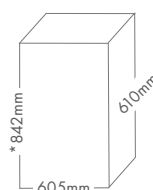
Ice maker with built-in storage bin



### KM-40C HC

Production Capacity/24 h: 41kg  
Bin Capacity: 16kg  
91000147  
Compatible Water Filter HLF10  
Filter System (sold separately)

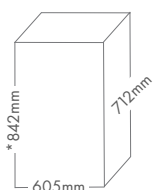
\*Height including hex bolt legs



### KM-60C HC

Production Capacity/24 h: 52kg  
Bin Capacity: 23kg  
91000148  
Compatible Water Filter HLF10  
Filter System (sold separately)

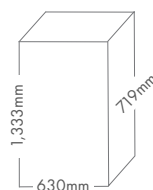
\*Height including hex bolt legs



### KM-80C HC

Production Capacity/24 h: 68kg  
Bin Capacity: 34kg  
91000149  
Compatible Water Filter HLF10  
Filter System (sold separately)

\*Height including hex bolt legs



### KM-140C HC

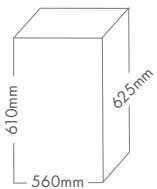
Production Capacity/24 h: 130kg  
Bin Capacity: 55kg  
91000910  
Compatible Water Filter HLF20  
Filter System (sold separately)

\*Height includes 139-162mm legs



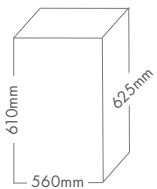
# MODULAR

Ice making head only. Ice Bins Sold Separately.  
 Topkit may be required with some modular head and bin combinations.



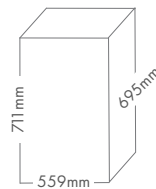
## KMD-201AB

Production Capacity/24 h: 175kg  
 91000904  
 Compatible Bins:  
 B-301 SA, B-501 SA, B-801 SA  
 B-1300SS, B-1500SS  
 Compatible Water Filter HLF20  
 Filter System (sold separately)



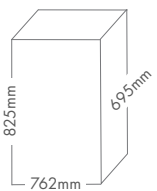
## KMD-270AB

Production Capacity/24 h: 255kg  
 91000905  
 Compatible Bins:  
 B-301 SA, B-501 SA, B-801 SA  
 B-1300SS, B-1500SS  
 Compatible Water Filter HLF20  
 Filter System (sold separately)



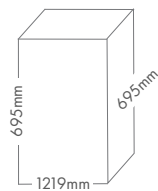
## KM-660MAJ-E

Production Capacity/24 h: 280kg  
 91000126  
 Compatible Bins:  
 B-301 SA, B-501 SA, B-801 SA,  
 B-1300 SS, B-1500 SS  
 Compatible Water Filter HLF32  
 Filter System (sold separately)



## KM-470AJ-S

Production Capacity/24 h: 480kg  
 91000907  
 Compatible Bins:  
 B-501 SA, B-801 SA  
 B-1300SS, B-1500SS  
 Compatible Water Filter HLF32  
 Filter System (sold separately)



## KM-590DJ-S

Production Capacity/24 h: 590kg  
 91000909  
 Compatible Bins:  
 B-801 SA, B-1300SS, B-1500SS  
 Compatible Water Filter HLF32  
 Filter System (sold separately)

## ICE BINS



**B-301 SA**  
 144kg Storage  
 91000025



**B-501 SA**  
 217kg Storage  
 91000026



**B-801 SA**  
 348kg Storage  
 91000027



**B-1300 SS**  
 578kg Storage  
 91000053



**B-1500 SS**  
 680kg Storage  
 91000054





# HOSHIZAKI



**Hoshizaki Lancer Pty Ltd**

5 Toogood Avenue,  
Beverley  
South Australia 5009

T: 1300 551 361

[sales@hoshizaki.com.au](mailto:sales@hoshizaki.com.au)  
[www.hoshizaki.com.au](http://www.hoshizaki.com.au)